



© 1997–2009, Millennium Mathematics Project, University of Cambridge.

Permission is granted to print and copy this page on paper for non-commercial use. For other uses, including electronic redistribution, please contact us.

September 2003

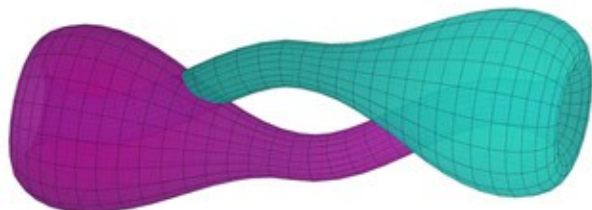
Features

## Imaging maths – Inside the Klein bottle

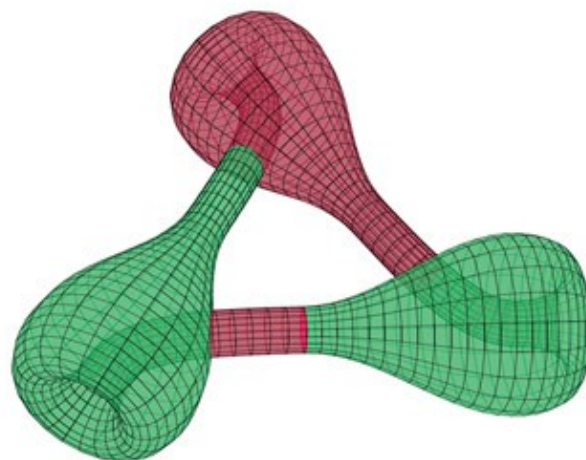


### Experiments

1. The following two images show different closed tubes. Which of them is orientable, and therefore a torus, and which is a non-orientable Klein bottle? The applet versions allow you to rotate the shapes and to switch on normal vectors to make it easier to investigate.



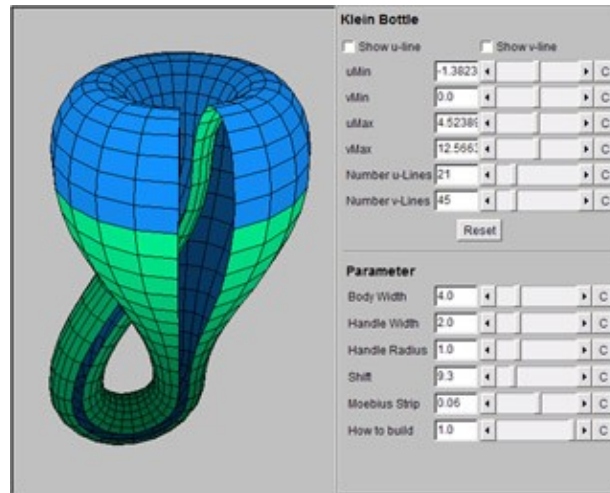
Two copies of the Klein bottle. ([Applet](#))



The degree of symmetry may be increased. Here three bottles are joined. Which numbers of bottles give non-orientable surfaces? ([Applet](#))

2. There is no unique geometric realization of a Klein bottle. The following interactive applet leaves all the decisions up to you! Experiment with different parameter settings.

## Imaging maths – Inside the Klein bottle



The interactive Klein bottle. ([Applet](#))

[Back to the article](#)



*Plus* is part of the family of activities in the Millennium Mathematics Project, which also includes the [NRICH](#) and [MOTIVATE](#) sites.