




© 1997–2004, Millennium Mathematics Project, University of Cambridge.

Permission is granted to print and copy this page on paper for non-commercial use. For other uses, including electronic redistribution, please contact us.

---

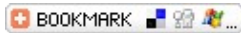
September 2006

Features

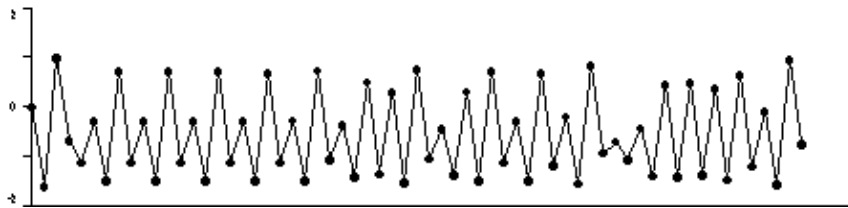


## Unveiling the Mandelbrot set

by Robert L. Devaney



### Time series plot 2



This plot shows the orbit of zero for iteration of  $x^2 - 1.6$ . The orbit does not settle down, it is *chaotic*.

[Return to the article](#)

---



*Plus* is part of the family of activities in the Millennium Mathematics Project, which also includes the [NRICH](#) and [MOTIVATE](#) sites.